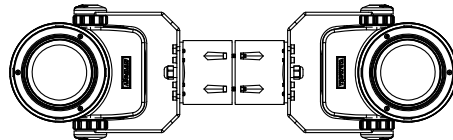
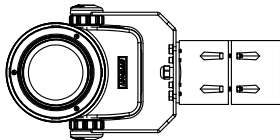


# INSTALLATION AND SERVICE MANUAL

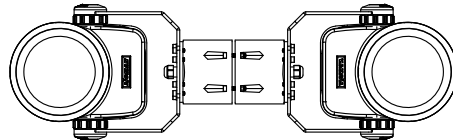
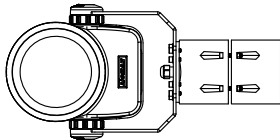


For Installation of Quantum Small Yoke Mount + Pole Clamp (PC)  
Model. UQA-5xxxx

Product drawing (dimensions) SUITABLE FOR WET LOCATIONS

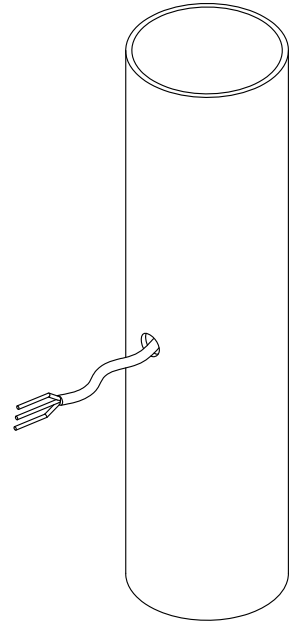


QUANTUM 1 SMALL GOBO



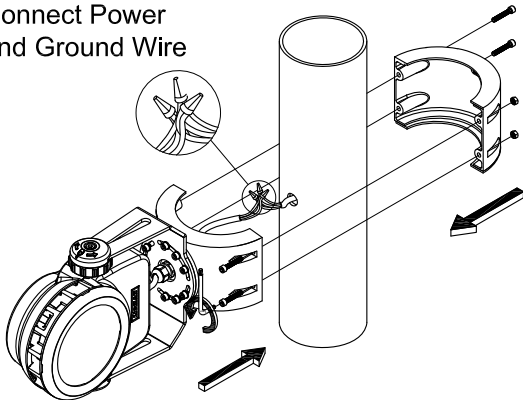
QUANTUM 1 SMALL

①

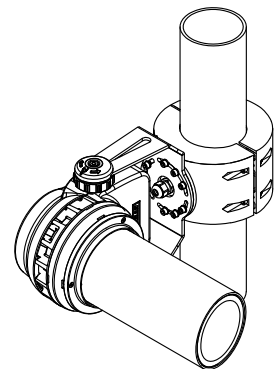
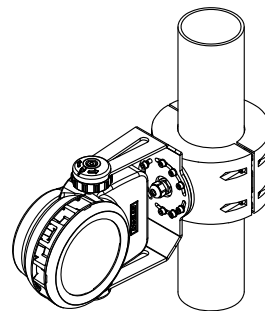


②

Connect Power  
and Ground Wire



③



## Notice to installer :

- 1.WIRING INSTRUCTIONS** Warning : RISK OF FIRE AND ELECTRICAL SHOCK. : FIXTURE MUST BE INSTALLED BY A QUALIFIED ELECTRICIAN ONLY>FIXTURE IS INTENDED FOR INSTALLATION IN ACCORDANCE WITH THE NATIONAL ELECTRICAL CODE, LOCAL AND FEDERAL CODE SPECIFICATIONS. DISCONNECT POWER BEFORE SERVICING.
- 2.This fixture has a VOLTAGE SPECIFIC BALLAST,**Check that the supply voltage is the same as the installed ballast voltage.

Ligman Lighting USA

7144 NE Progress Court, Hillsboro  
Oregon, 97124, USA  
Tel : 503 645 0500 | Fax : 503 645 8100